


BRUSHED GOLD THERMOSTATIC RECESSED CEILING MOUNT LED RAINFALL MUSICAL SHOWER SYSTEM WITH REMOTE CONTROL, HAND SHOWER AND 6 JETTED BODY SPRAYS SPECIFICATIONS

Shower Head



Shower Head 3 Functions: Waterfall, Rainfall & Mist

Shower head size: 20 x 20 inch

Each function run all together and separately

Music and LED light work by electronic

All Metal Material: Solid Brass; Stainless Steel (top showerhead, hose)

Shower Head Mounting: Flush on ceiling

Hand Spray Hose: 59 inch

Water flow: 2.5 GPM ~ 5.5 GPM

Water pressure: 0.3 MPA ~ 1 MPA

Water pipe lines: 3/4 inch water pipes for the hot and cold water mixer inlet, the others are 1/2 inch

304 Stainless Steel

Speaker×2 [500×500mm]

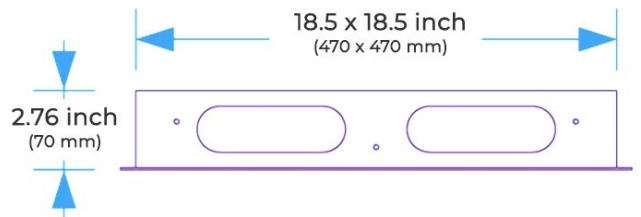
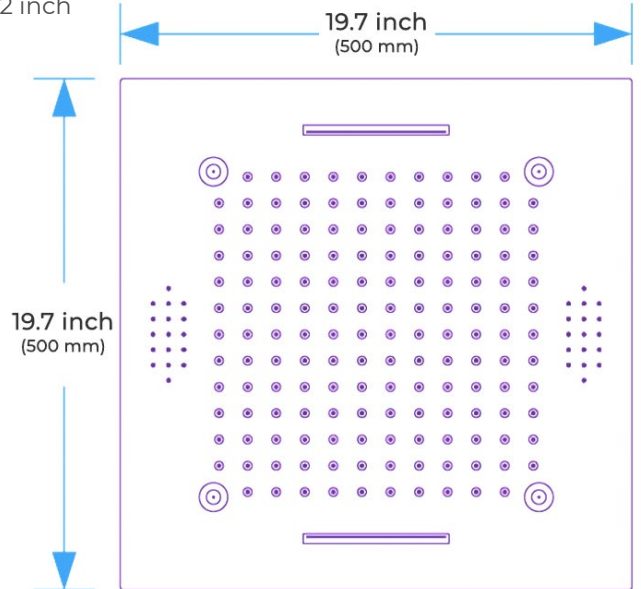
Mist×4

Waterfall×2

Rainfall



Water Pressure: 0.3-0.5MPA
Shower Flow Rate: 9-25L/min

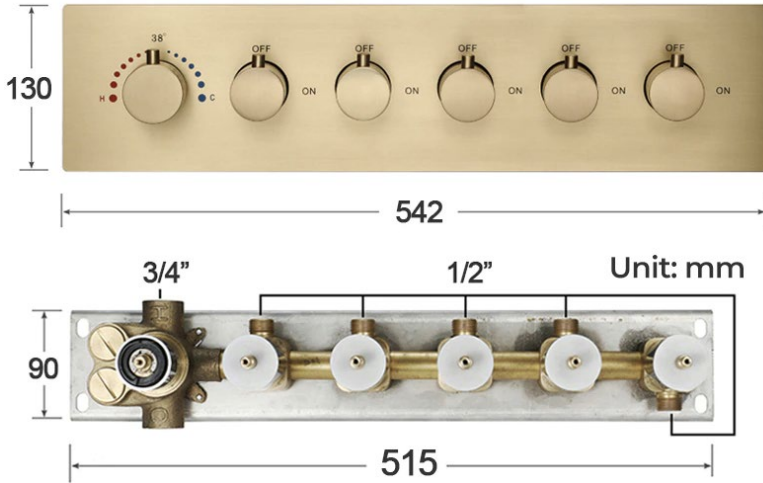


Product shown is only for installation display purpose



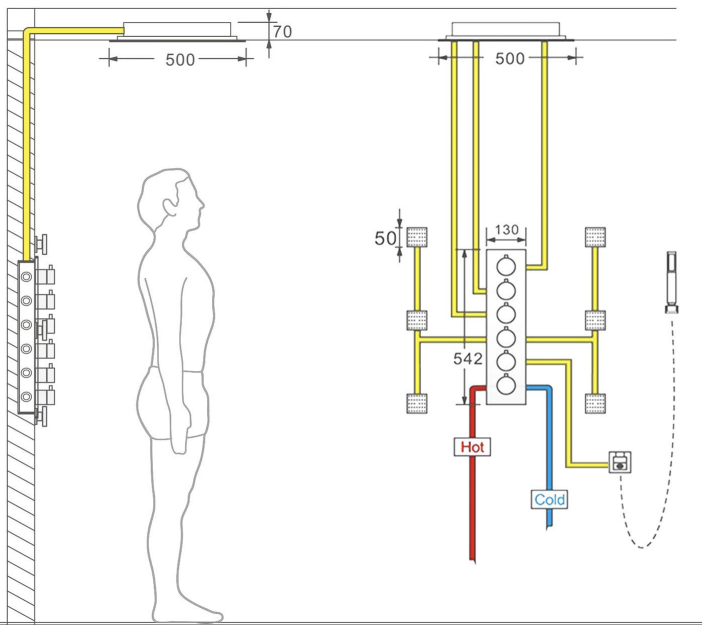
All dimensions and specifications are nominal and may vary. Use actual products for accuracy in critical situations.

Shower Mixer



Product shown is only for installation display purpose

Shower Mixer Connections



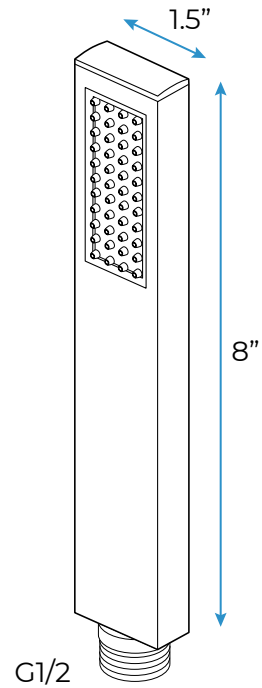
Unit: mm

Cold water

Hot water

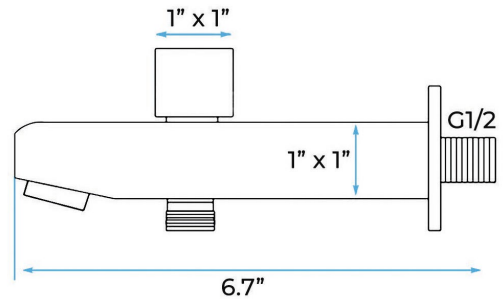
Mixer water

Hand Shower

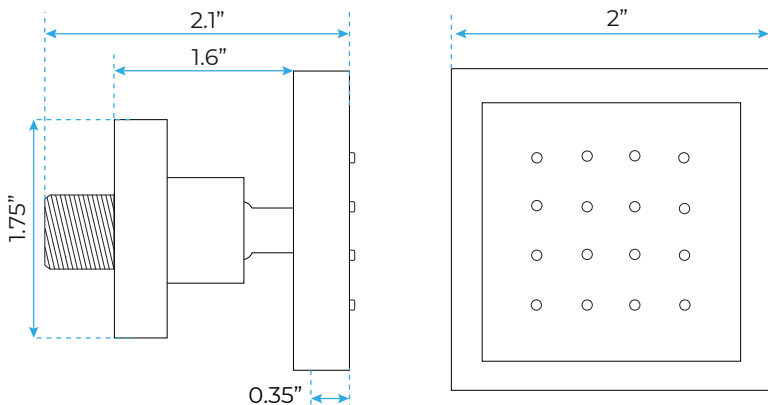


Flow Rate: 2.0 GPM / 7.6 LPM

Spout



Body Jet



Thread Interface Size: G 1/2 Inch

Type: Fixed Rotatable Type

Installation Type: Wall Mounted

Material: Brass

Feature: Can rotate 360 degrees

Flow Rate: 1.5 GPM / 5.7 LPM (each Bodyspray)